

## Site C Employment by month: April 2021

Our top priority on the Site C project will always be the health and safety of our employees, workers and members of the public. BC Hydro has worked with their major contractors to reduce the numbers of workers present on the dam site and in the camp at any one time as per the Provincial Health Officer order for several large-scale industrial camps that slowed down the number of workers returning to northern communities following the holiday season.

The following numbers are a total workforce numbers and include workers working off the dam site area, workers working from home and/or workers who may have been on site at any one time in that month, who may have been on days off for other periods of time. Not all workers listed below were on site or in camp at one time

### April Highlights

- The latest employment statistics show that there were 4,589 total workers on the Site C project in April 2021.
- Of the total workers, 3,269 were from British Columbia, or 71%
- There were 919 workers on site from the Peace River Regional District — that's 24% of the construction and non-construction contractor's workforce.

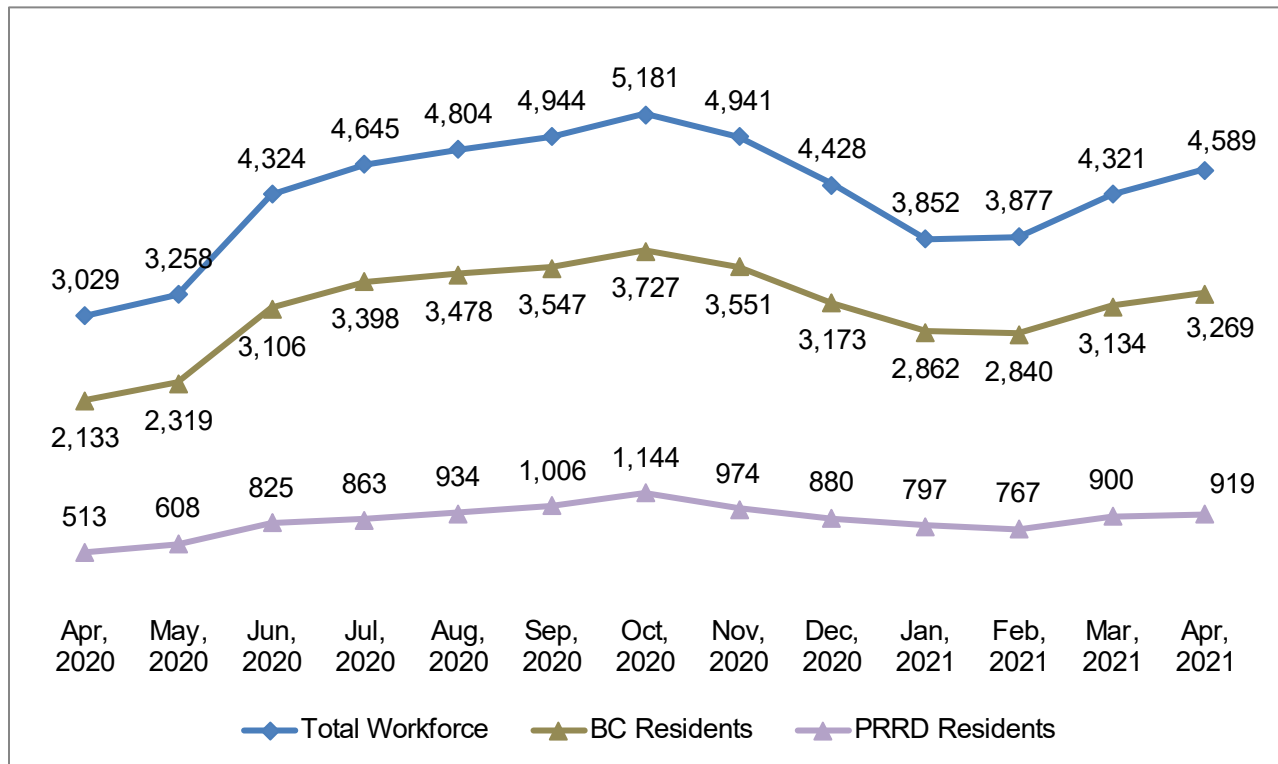
Site C Employment Statistics – April 2021				
	# of total Workers	# of B.C. primary residents	% of B.C. workers	# (and %) of Peace River Regional District primary residents
<b>Construction and non-construction contractors<sup>1</sup></b> <i>Excludes work performed outside of B.C. (e.g., manufacturing)</i>	3,852	2,589	67%	919 (24%)
<b>Engineers and project team<sup>2</sup></b>	737	680	92%	---
<b>Total workforce</b>	4,589	3,269	71%	---

<sup>1</sup> Construction and non-construction contractors includes work performed on Site C dam site, transmission corridor, reservoir clearing area, public roadwork, worker accommodation and services.

<sup>2</sup> Engineers and project team are comprised of both onsite and offsite workers. The project team includes BC Hydro construction management and other Site C project staff. An estimate is provided where possible if primary residency is not given.

## Annual trending

As with any construction project, the number of workers — and the proportion from any particular location — will vary month-to-month and also reflects the seasonal nature of construction work.



## Apprentices

As with any construction project, the number of apprentices will vary depending on the type work being performed. As construction progresses, there will be additional opportunities for apprentices on the project. The number of apprentices employed on the project increased from 143 in March 2021, to 186 during the month of April 2021.

## International workers

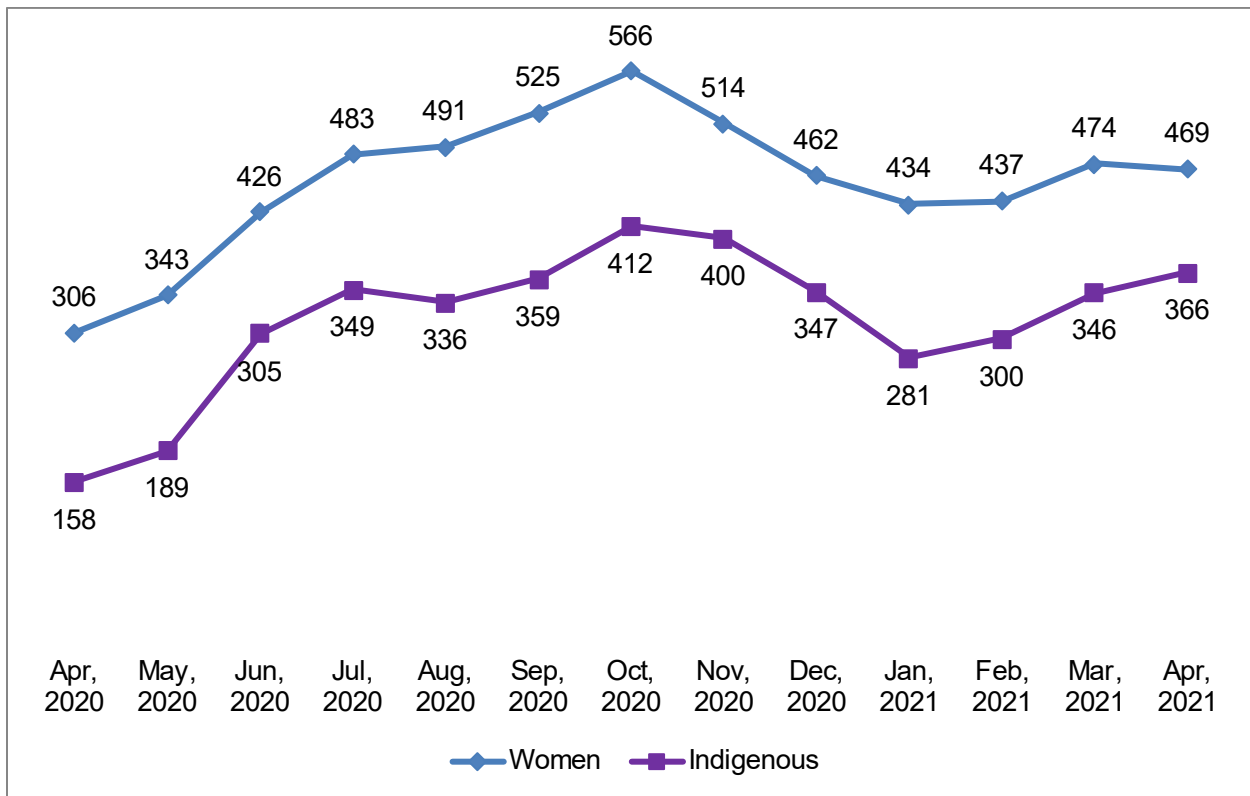
For some of the major project components of Site C, BC Hydro has contracted with companies who have substantial global expertise. During the month of April 2021, there was one worker in a specialized position working for Site C construction and non-construction contractors, who was subject to the Labour Market Impact Assessment process under the federal Temporary Foreign Worker Program. Additionally, there were 29 management and professionals working for Site C construction and non-construction contractors through the federal International Mobility Program.

### Indigenous

There were 366 Indigenous people working for Site C. The number of Indigenous people was provided by on-site construction and non-construction contractors that have a contractual requirement to report on Indigenous inclusion in their workforce. Workers voluntarily self-declare their Indigenous status to their employer.

### Women

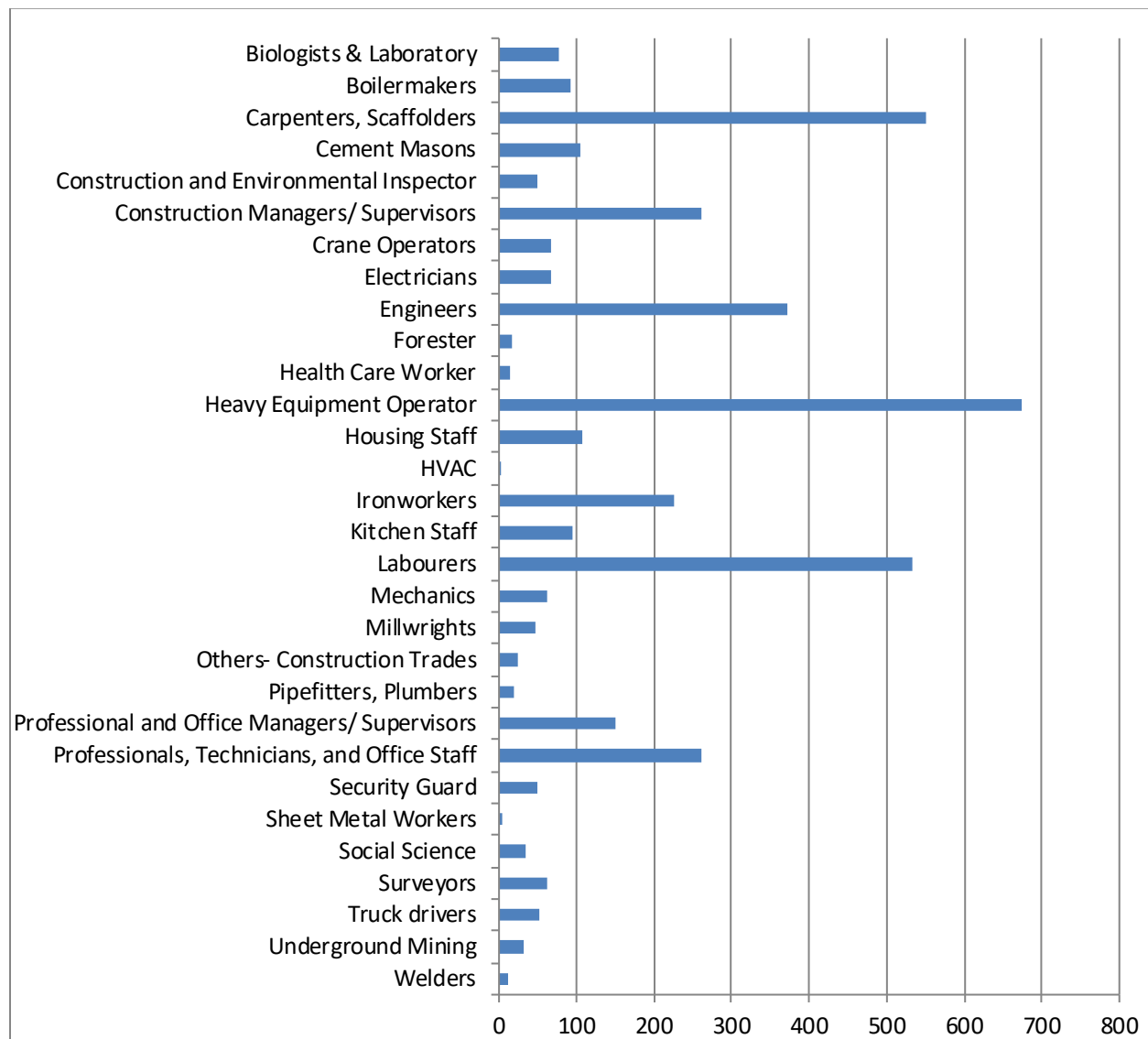
There were 469 women working for Site C construction and non-construction contractors. The number of women was provided by on-site construction and non-construction contractors that have a contractual requirement to report on the number of women in their workforce.



## Site C construction and non-construction contractors' job groupings (April 2021)

The table below shows<sup>3</sup> the latest Site C construction and non-construction contractors numbers<sup>4</sup>, broken down by job groupings. As with any construction project, the number and type of workers will vary due to the seasonal nature of construction work and the type of work performed.

The data below is reflective of construction and non-construction contractors that are required to provide job classification data. Job classification data not required by contractors is also noted. Data provided by Site C contractors are subject to revision. Data not received by project deadline may not be included in the numbers.



<sup>3</sup> Employment numbers are direct only and do not capture indirect or induced employment.

<sup>4</sup> Construction and non-construction contractors includes work performed on Site C dam site, transmission corridor, reservoir clearing area, public roadwork, worker accommodation and services, and office staff.