

Site C employment by month: February 2018

The tables below show the latest Site C employment numbers.^{1 2}

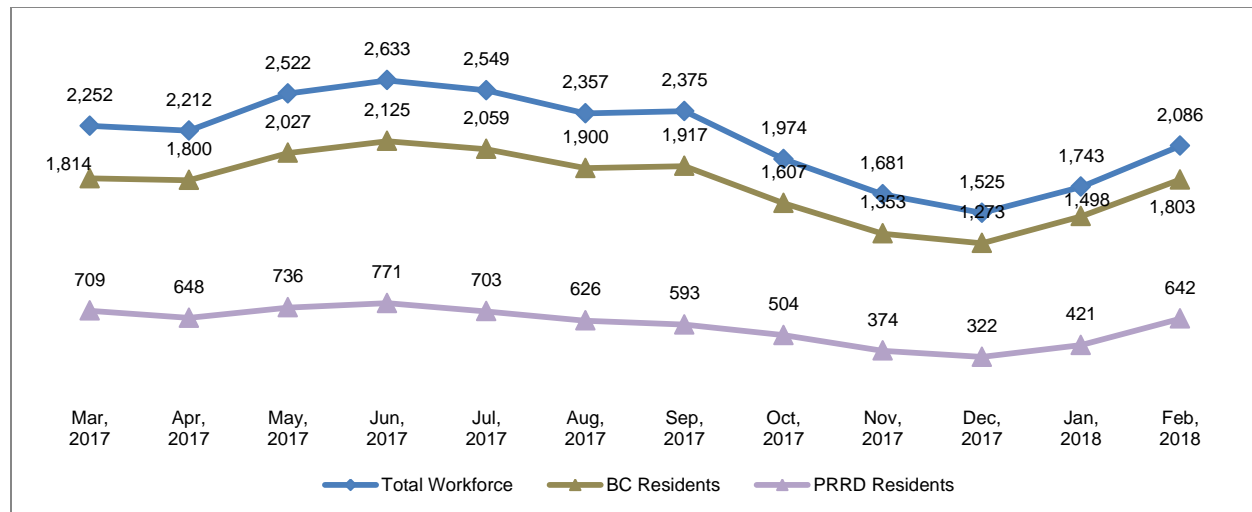
February 2018 highlights

- The latest employment statistics show that there were 2,086 total workers on the Site C project in February 2018.
- Of the total workers, 1,803 were from British Columbia, or 86%.
- There were 642 workers on site from the Peace River Regional District — that's 41% of the construction and non-construction contractor's workforce.

Site C Employment Statistics – February 2018				
	# of total Workers	# of B.C. primary residents	% of B.C. workers	# (and %) of Peace River Regional District primary residents
Construction and non-construction contractors³ <i>Excludes work performed outside of B.C. (e.g., manufacturing)</i>	1,557	1,309	84%	642 (41%)
Engineers and project team⁴	529	494	93%	---
Total workforce	2,086	1,803	86%	---

Annual trending

As with any construction project, the number of workers — and the proportion from any particular location — will vary month-to-month and also reflects the seasonal nature of construction work.



1 Employment numbers are direct only and do not capture indirect or induced employment.

2 Employment numbers are provided by Site C contractors and consultants. Numbers are subject to revision and corrections provided by contractors and consultants. Data not received by project deadline may not be included in the above numbers.

3 Construction and non-construction contractors includes work performed on Site C dam site, transmission corridor, reservoir clearing area, public roadwork, worker accommodation and services.

4 Engineers and project team are comprised of both onsite and offsite workers. The project team includes consultants, BC Hydro construction management and other Site C project staff. An estimate is provided where possible if primary residency is not given.

Apprentices

As with any construction project, the number of apprentices will vary depending on the type of work being performed. As construction progresses, there will be additional opportunities for apprentices on the project, as opportunities will significantly increase after the generating station and spillways civil contractor mobilizes to site. There will also be additional opportunities with the installation of the turbines and generators. There were 17 apprentices employed during the month of February 2018.

International workers

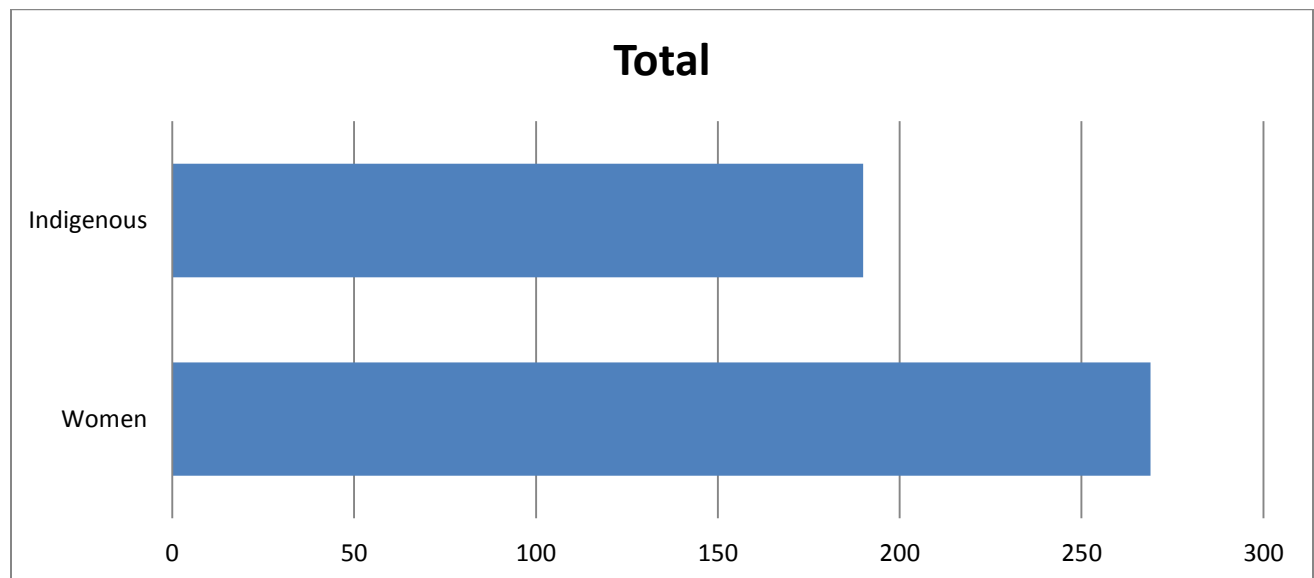
BC Hydro has contracted companies for major contracts, who have substantial global expertise. During the month of February 2018, there were four workers in a specialized position working for Site C construction and non-construction contractors, which were subject to the Labour Market Impact Assessment process under the federal Temporary Foreign Worker Program. Additionally, there were 31 management and professionals working for Site C construction and non-construction contractors through the federal International Mobility Program.

Indigenous

There were 190 Indigenous people working for Site C. The number of Indigenous people was provided by on-site construction and non-construction contractors that have a contractual requirement to report on Indigenous inclusion in their workforce. Workers voluntarily self-declare their Indigenous status to their employer.

Women

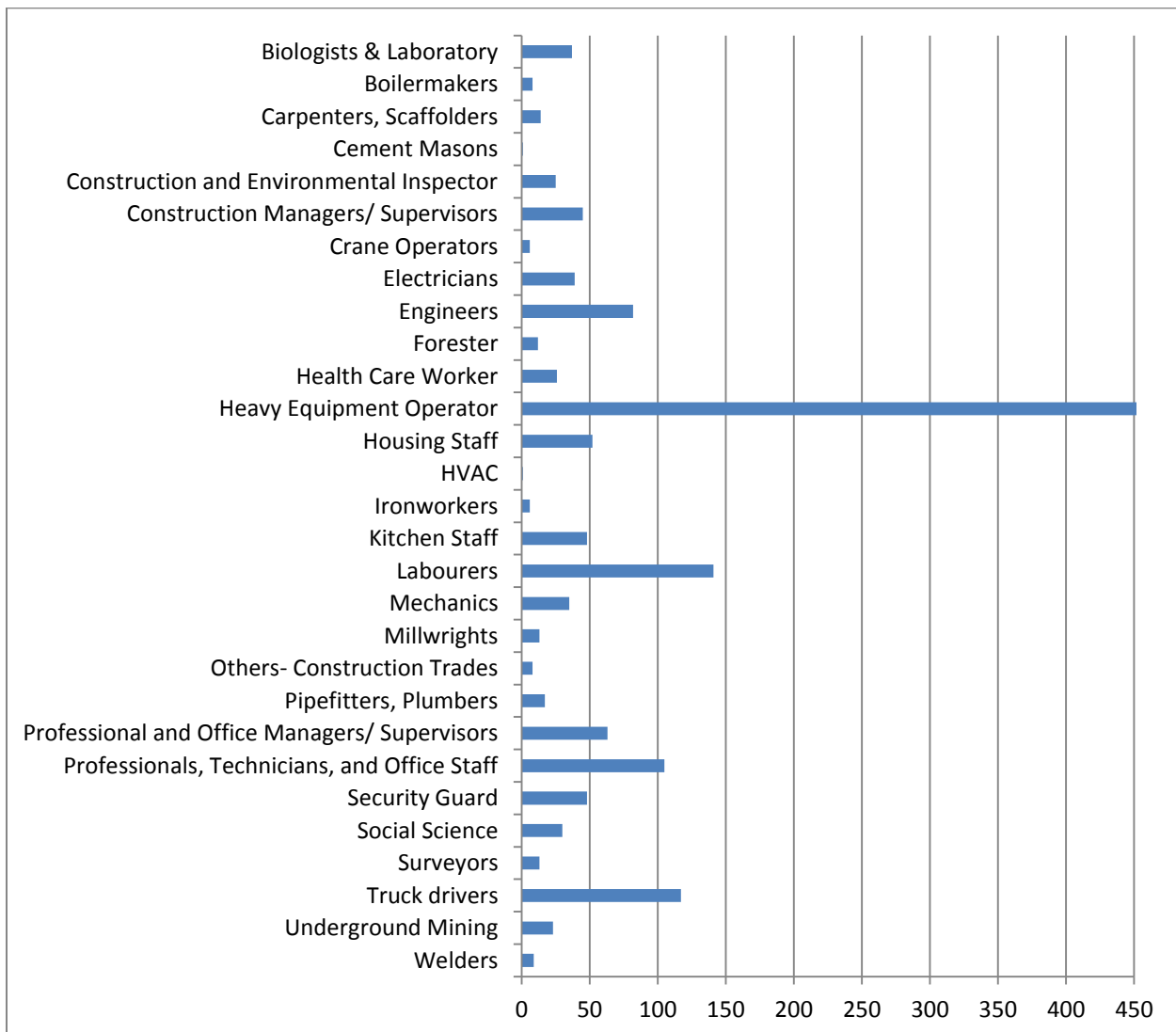
There were 269 women working for Site C construction and non-construction contractors. The number of women was provided by on-site construction and non-construction contractors that have a contractual requirement to report on the number of women in their workforce.



Site C construction and non-construction contractors' job groupings (February 2018)

The table below shows⁵ the latest Site C construction and non-construction contractors numbers⁶, broken down by job groupings. As with any construction project, the number and type of workers will vary due to the seasonal nature of construction work and the type of work performed.

The data below is reflective of construction and non-construction contractors that are required to provide job classification data. Job classification data not required by contractors is also noted. Data provided by Site C contractors are subject to revision. Data not received by project deadline may not be included in the numbers.



⁵ Employment numbers are direct only and do not capture indirect or induced employment.

⁶ Construction and non-construction contractors includes work performed on Site C dam site, transmission corridor, reservoir clearing area, public roadwork, worker accommodation and services, and office staff.